

MASTER 6

EVOLUTION
SHORT WAVE INFRARED DRYER



TECHNICAL CHARACTERISTICS

ELECTRONIC CONTROL
PROXIMITY SENSOR
1,1 KW. LAMP (FILTERED LIGHT)

MINIMUM WORKING DISTANCE: 50 cm

A.C INPUT: 220V 50/60Hz

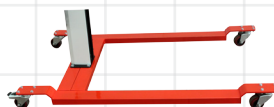
MAXIMUM POWER: 6.600W

EFFICIENCY: 96,8%

GOLD SERIES 12.000W.

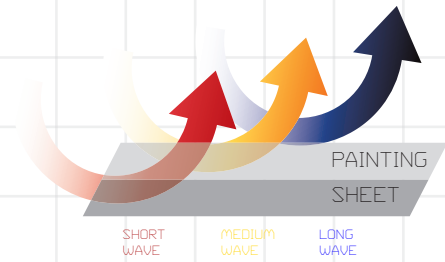
COMPUTERIZED PANEL
12 PROGRAMS
PROXIMITY SENSOR
TEMPERATURE SENSOR
1,1 Ò 2 KW. LAMP

2,10



SHORT WAVE INFRARED

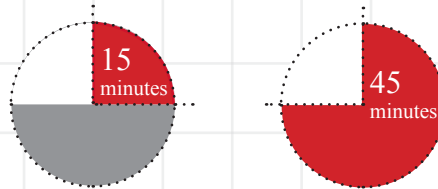
Infrared systems emit different types of waves: long, medium and short. The main difference between the three types lies in the penetration depth of the paint cover. Short wave emissions are the ones that most penetrates through the paint surface. "Infraquick" uses this type of wave, since it reduces the drying time and the power consumption.



PROFITABILITY OF USE

Most of the repairs realised in body shops are due to small and medium-size damages, mainly on front, back and lateral panels. Traditionally the spray booth is used to dry those small surfaces of the body, generating "bottle neck" problems during a great work flow situation.

Unlike the spray booths, infrared dryers prove to be more efficient on small body surfaces since they allow direct heat application on the treated piece.



ADVANTAGES

- **Ideal for small damage repair.**
- **Time saving.**
- **Power saving.**
- **Best drying quality.**
- **Drying and paint hardening.**
- **High efficiency on water base paintings.**

